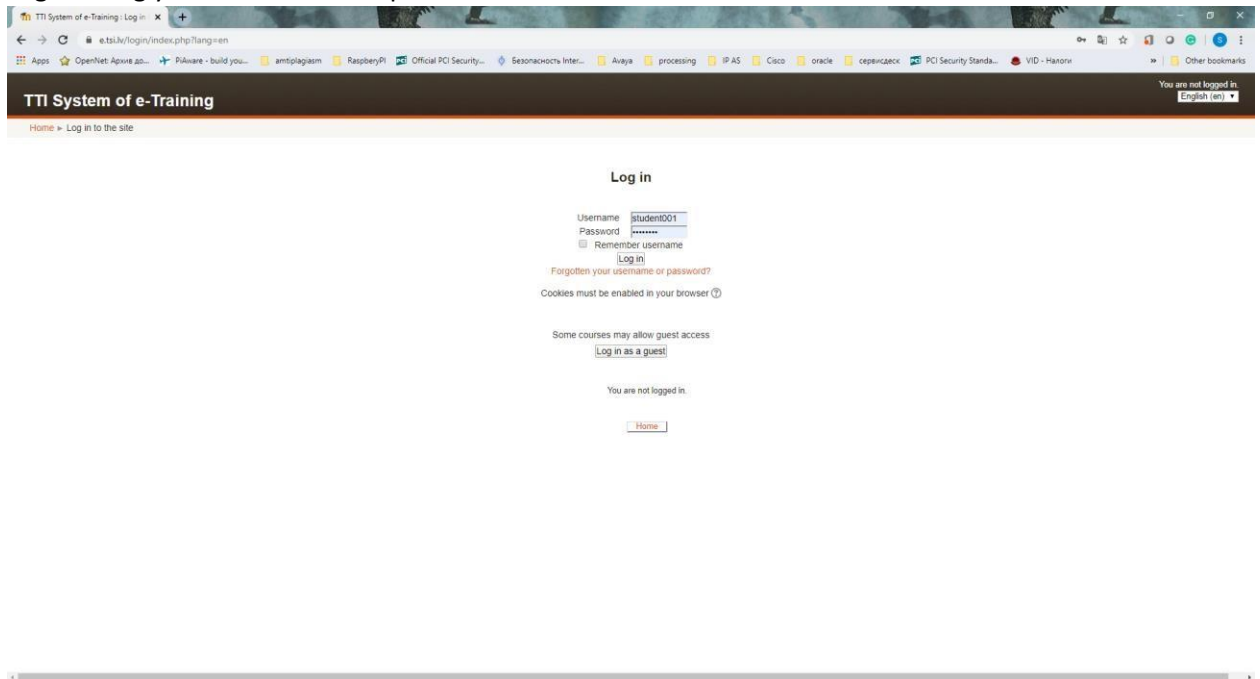
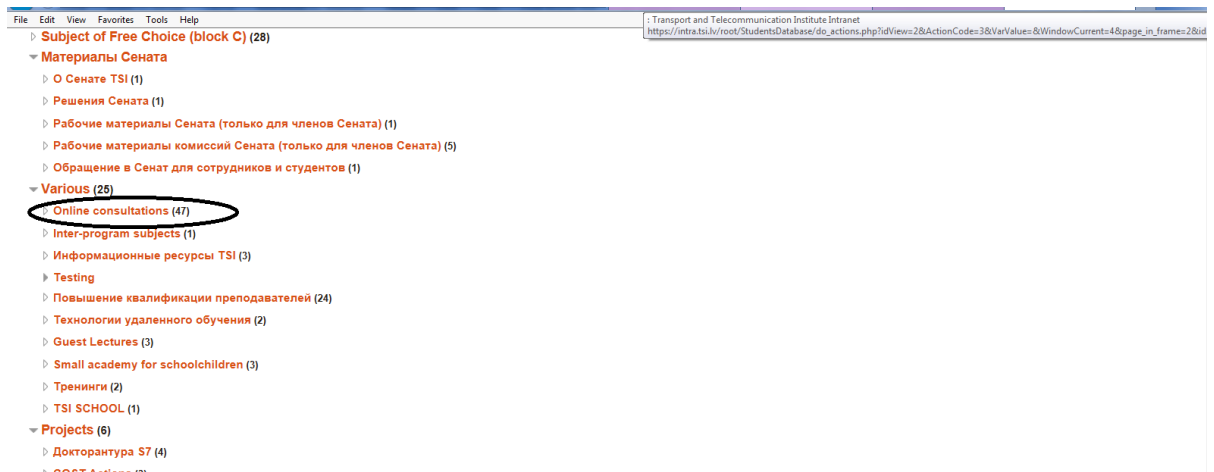


1. Follow the link <https://e.tsi.lv>
2. Log in using your username and password



3. Choose the button “Online consultations”



4. Choose professor and push BigBlueButton

File Edit View Favorites Tools Help

TTI System of e-Training You are logged in as **Anna Bondarenko (log out)** English (en)

Home » Courses » Various » Online consultations Search courses: Go

Course categories: Various / Online consultations

Online consultations

	Aleksandrs Avdeikins		
	Aleksandrs Bulekovs		
	Aleksandrs Grakovskis		
	Aleksandrs Koljars		
	Aleksandrs Kraņukovs		
	Aleksandrs Krivčenkovs		
	Aleksandrs Medvedevs		
	Alexander Medvedev		
	Alisa Lāce		
	Anastasija Hismutova		
	Anastriie Drozdnakova		

Navigation

- Home
- My home
- Site pages
- My profile
- My courses
- Courses
 - Bachelor's programs
 - Master's programs
 - Professional programs
 - Doctoral programs
 - Information for Final Year Students
 - Faculty of Computer Science and Telecommunication...

5. Choose the option of connection with microphone

The screenshot shows the BigBlueButton Online Classroom interface. A modal dialog box is displayed in the center with the following text:

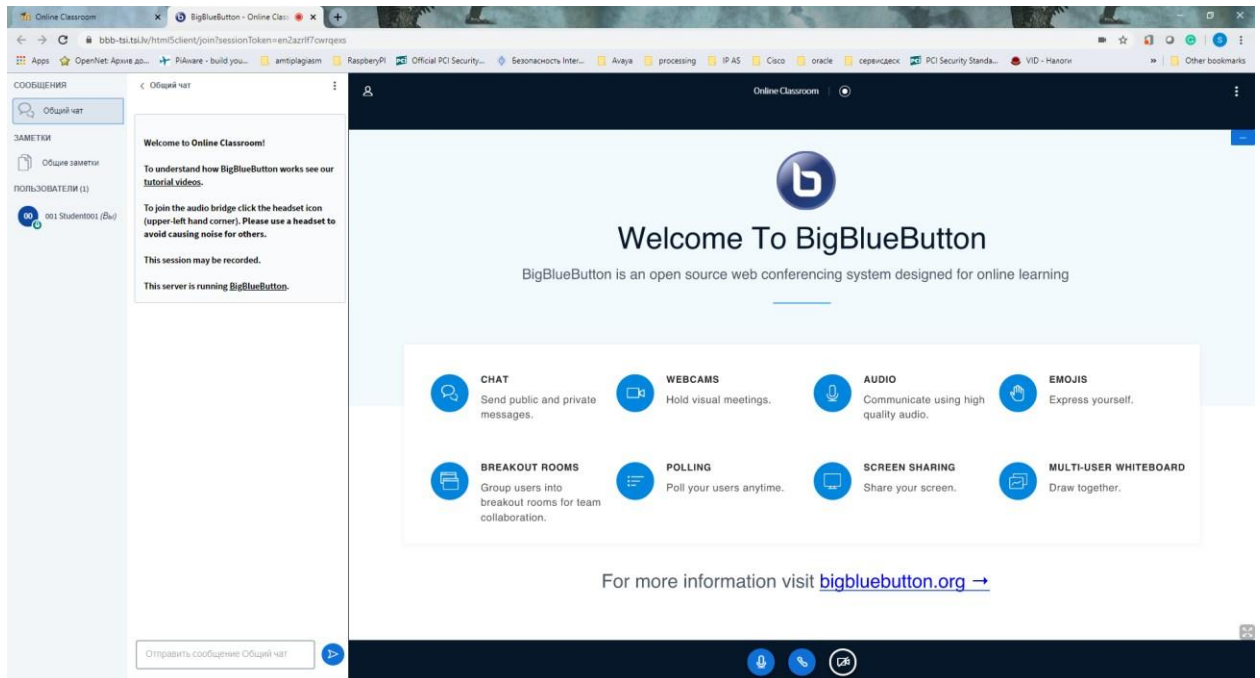
Как вы хотите войти в аудио-конференцию?

Two options are presented:

- Микрофон
- Только слушать

The background interface includes a sidebar with navigation options (Общая сеть, Задачи, Пользователи) and a main area with a "Welcome To BigBlueButton" message and various features like AUDIO, EMOJIS, SCREEN SHARING, and MULTI-USER WHITEBOARD.

6. Now you are ready to participate in the online class



7. You can communicate with a lecturer in chat or with the microphone
8. Please note, what entering into the Online Classroom is available only after teacher connected to it. All consultations according to the timetable

The tutorial video (English) is available at <https://youtu.be/uYYnryIM0Uw>